



SRS Suspension Relief Stirrup

INSTRUCTIONS FOR USE

884000 Suspension Relief Stirrup

Complies with the current ANSI Z359.1-2007 and all applicable OSHA regulations and requirements.

Reliance Industries
P.O. Box 2046
Deer Park, TX 77536

Phone : 281-930-8000
Toll Free : 888-362-2826
Fax : 281-930-8666

User Instructions

Reliance Suspension Relief Stirrup (SRS)

This manual is intended to meet the Manufacturer's Instructions as required by the current ANSI Z359.1(2007), and should be used as part of an employee training program as required by OSHA.

WARNING: *This product is one part of a personal fall arrest, restraint, work positioning, personnel riding, climbing, or rescue system. Without the other necessary components in such sub-systems the SRS itself serves no useful purpose. The user must follow the manufacturer's instructions for each component of the system. These instructions must be provided to the user before using this product and retained for ready reference by the user. The user must read, understand (or have explained), and heed all instructions, labels, markings and warnings supplied with this product and with those products intended for use in association with it before using this equipment. Manufacturer's instructions must be followed for proper use and maintenance of this equipment. National standards and state, provincial and federal laws require the user to be trained before using this product. This manual can be used as part of such a user safety-training program that is appropriate for the user's occupation.*

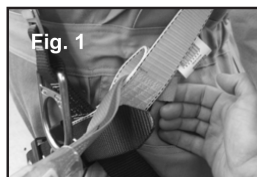
IMPORTANT: *Alterations or misuse of this product or failure to follow instructions may result in serious injury or death. If you have questions on the use, care, or suitability of this equipment for your application, contact RELIANCE Fall Protection for information.*

DESCRIPTION

The Suspension Relief Stirrup (SRS) is designed to provide the user relief from suspension after a fall arrest has occurred. Studies have indicated that motionless suspension after a fall may cause "venous pooling" in the lower extremities. This may reduce blood flow to the brain and other organs causing unconsciousness or shock. The SRS may provide temporary relief from these symptoms. Reliance recommends the use of two (one for each foot/leg) 884000 SRS' for better support and suspension relief.

To Install

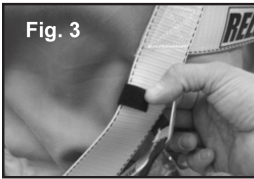
Step 1 : On Reliance harnesses, route loop of SRS through tool belt loop. On other harnesses without belt loops, insert at the junction of the shoulder strap to the seat strap. (Reliance recommends using dual SRS's for proper support).



Instructions for Use



Step 2 : Insert shrink tubing end of the SRS through the loop that has been inserted into the belt loop or the junction of the seat and shoulder strap. Pull tight.



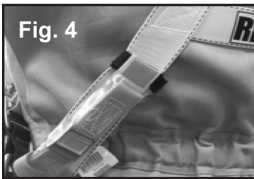
Step 3 : Secure the SRS to the back strap with the double wrap hook & loop material.

Step 4 : SRS should be stowed flush against the back strap until needed.

Step 5 : If using dual SRS's, repeat steps 1 - 4.

To Use

Step 1 : To deploy, release hook & loop material securing the SRS pouch to the harness. Grasp SRS pack by plastic cover & pull until webbing begins to deploy. Locate the stirrup and pull until webbing is fully deployed..



Step 2 : Insert foot into stirrup. For oversize boots, you may need to bend leg and guide stirrup onto foot.

Step 3 : Pull loop end of strap down to adjust length. Length of strap should allow for a standing position when legs are extended. This should relieve stress around thighs and sub-pelvic strap. To lengthen strap, lift adjustment rings and feed web through buckles.



Step 4 : Fig. 9 show one SRS in use. For added comfort, Reliance recommends the use of 2 SRS's.



WARRANTY

Products manufactured by Reliance Industries LLC are warranted against factory defects in workmanship and materials for a period of two years from date of purchase by the owner (end user) or for a period of one year from date first used, provided that this period shall not exceed two years from date of shipment to distributor. Upon notice of product defect or fault, Reliance Industries LLC will promptly repair or replace all defective items. Reliance Industries LLC reserves the right to elect to have any defective item returned to its manufacturing plant, authorized service center or distributor for inspection before making a repair or replacement. This warranty does not cover equipment damages or defects resulting from abuse, damage in transit, or other damage beyond the control of Reliance Industries. This warranty applies only to the original purchaser and is the only one applicable to our products and services, and is in lieu of all other warranties, expressed or implied. When products offered by Reliance Industries LLC are manufactured by a third party. Original equipment manufacturer (OEM) warranty shall apply and may be outside the control of Reliance Industries LLC.



Reliance Industries
P.O. Box 2046
Deer Park, TX 77536
Phone : 281-930-8000
Toll Free : 888-362-2826
Fax : 281-930-8666
www.relsafe.com